

content

page

- 2 required equipment provided by promoter
- 3 required equipment provided by artist
- 4 synthesizer setup 1 and stage position
- 5 alternative setup options
- 6 stage positions of alternative setups



Items marked green and with bold frame needs to be **provided by promoter/presenter/venue**



Items marked yellow and with thin frame will be brought and **provided by artist**

contact

Thomas Lehn

+43 664 7362 4410

mail@thomaslehn.de

www.thomaslehn.de

1 small mixing desk

placed on a box/case/stool next to performing position on stage

(see page 4 and 6 „STAGE POSITIONS“)

preferred model: **Mackie 802VLZ** or Mackie 1202VLZ, <http://tinyurl.com/htg2mun>

if another model: the mixer needs to have at least one stereo input channel strip with channel-EQ

(High / Mid / Low, or High / Low)

1 small table (or box, case, stool)

60-70 cm high, 40 cm long, 30 cm wide (to place the small mixer/Mackie 802 on)

2 full-range loudspeakers with 1 (or 2) subwoofers

placed behind performing position (see pages 4 and 6 „STAGE POSITIONS“)

if the concert hall is small (below 150 seats) and of bright acoustic, then **2 active / powered studio monitors** (genelec, yamaha, adam etc) would be **preferable**; if available: 1 subwoofer

wires/cables :

all wires/cables connecting from the small mixers output to the PA system.

1 power socket

piano bench (with adjustable height)

dimmed white light from ceiling (or stand/clip lamp or similar for synth)

needs to point onto synth panel with creating shadows.

For the **setup of the synthesizer**, please refer to pages 4 and 5 of this document.

Preferred setup is **Setup 1** on page 4 (synth tripod stand setup on **table**).

The horizontal **Setups 2 and 3** on page 5 are alternative solutions if Setup 1 is not possible (eg no fitting table available).

contact

+43 664 7362 4410
mail@thomaslehn.de
www.thomaslehn.de

[back to content](#)

synthesizer

modell: EMS Synthi AKS (inlcuding EMS KS touch-keyboard)

<https://tinyurl.com/y77cmmky>

1 stereo volume pedal

modell: Boss FV-50L, <https://tinyurl.com/y862os9e>

4 TS wires (unbalanced quarter inch jack cables)

connecting: synth > volume pedal > mixer

2 TRS - XLR male adaptor wires (15 cm)

in case needed for small mixer's output



tripod stand for synthesizer

contact

+43 664 7362 4410
mail@thomaslehn.de
www.thomaslehn.de

[back to content](#)

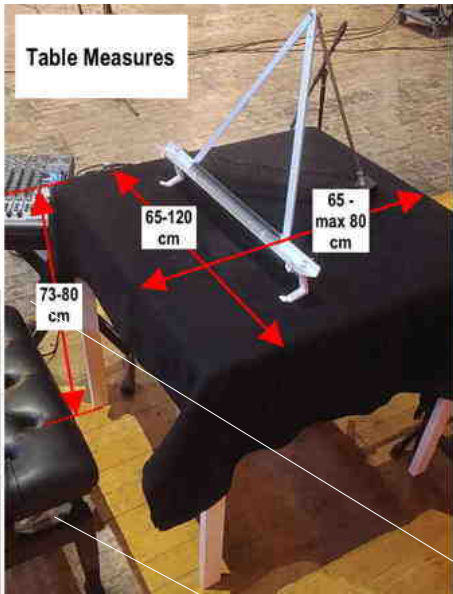
- Needs to be **provided by promoter/presenter/venue**
- Will be brought and **provided by artist**


EMS Synth A

EMS KS keyboard

Table Measures



Setup 1
(preferred setup on table)



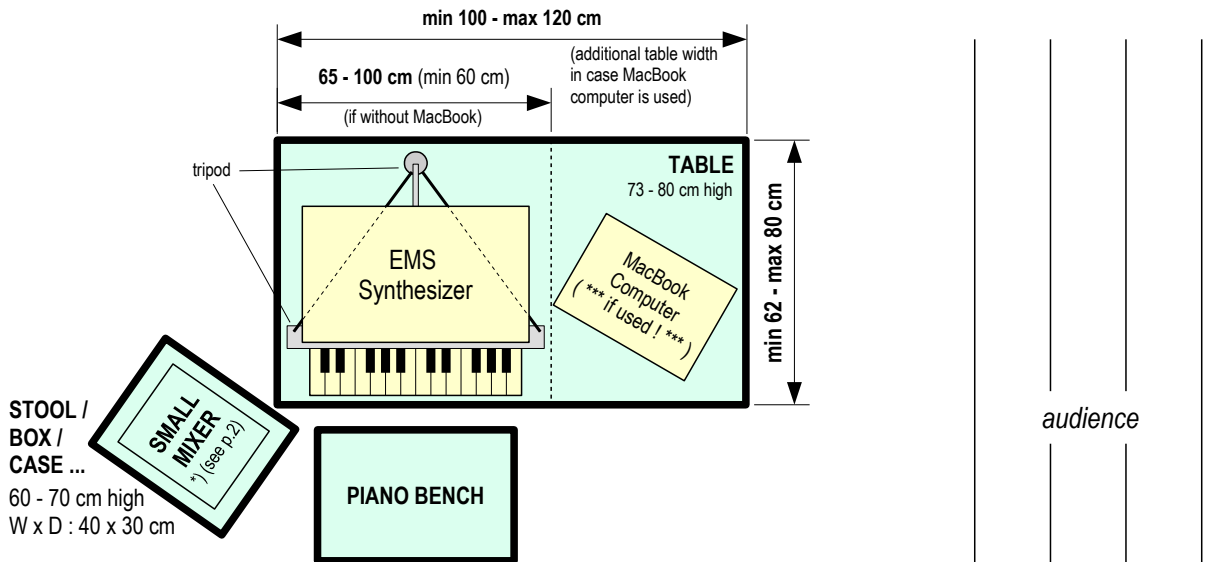
1 table W: 65-120 cm (min. 60 cm) D: min. 62 - max. 80 cm
H: table surface: 73 - 80 cm (height under the table min. 68 cm)

1 piano bench

1 small table
1 small mixer * (see p.2)

Right Speaker w/ sub

STAGE POSITION
Setup 1



STOOL / BOX / CASE ...
60 - 70 cm high
W x D : 40 x 30 cm

SMALL MIXER
*) (see p.2)

PIANO BENCH

black cloth to cover table and boxes
gaffa tape to fix the tripod stand on table

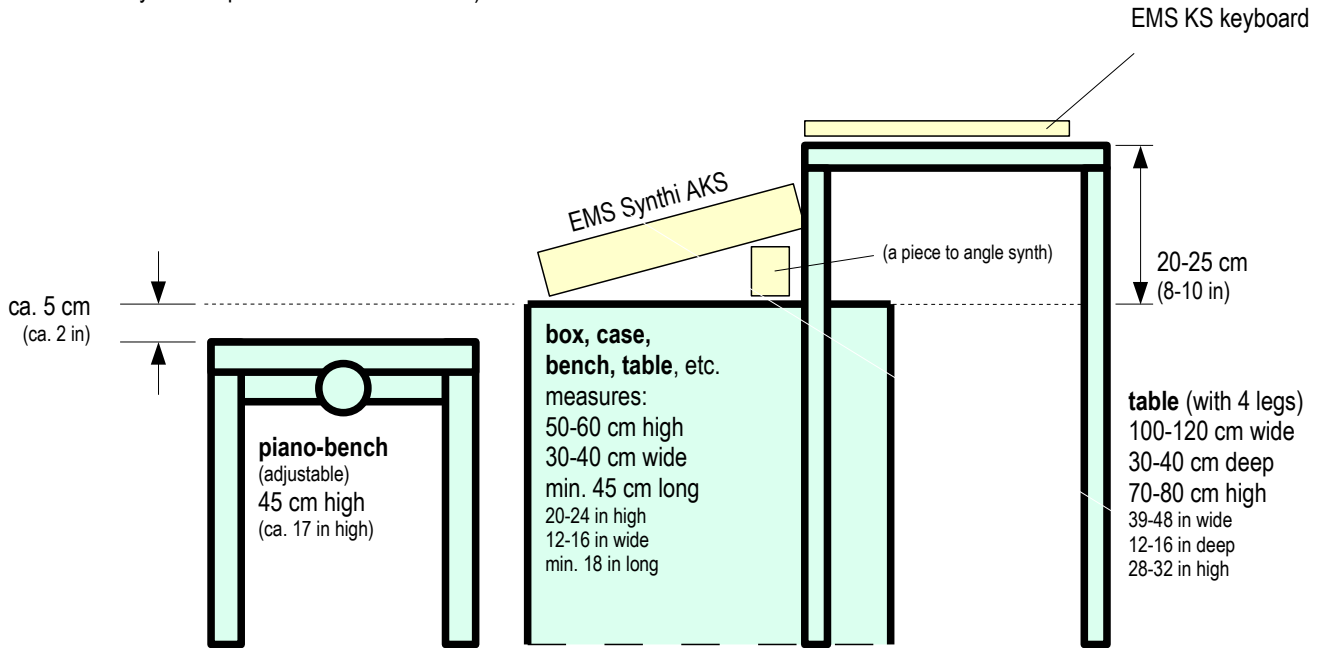
Left Speaker w/ sub

[back to content](#)

- Needs to be **provided by promoter/presenter/venue**
- Will be brought and **provided by artist**

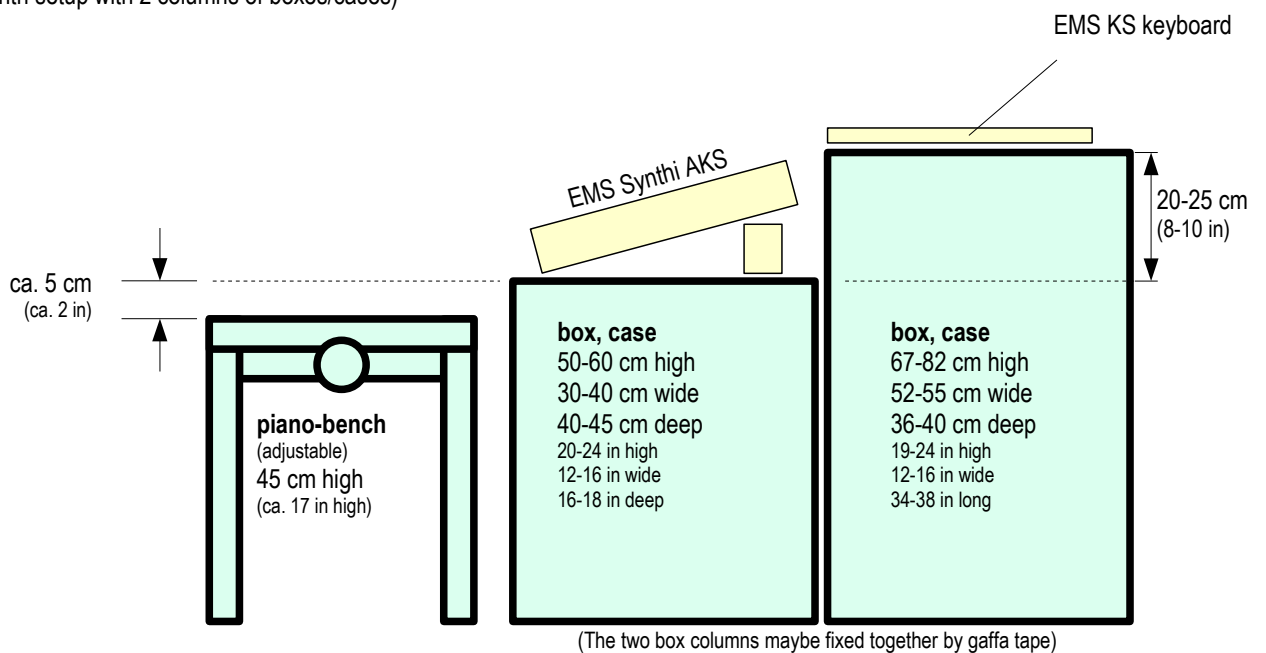
Setup 2

(horizontal/flat synth setup with box/case and table)



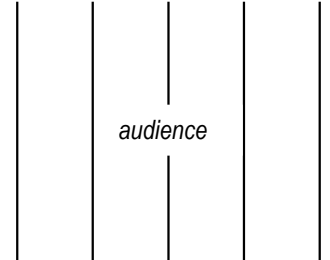

Setup 3

(horizontal/flat synth setup with 2 columns of boxes/cases)



[back to content](#)

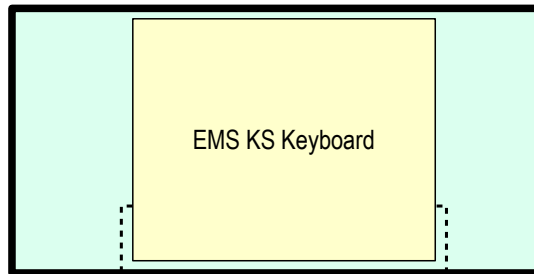
- Needs to be **provided by promoter/presenter/venue**
- Will be brought and **provided by artist**



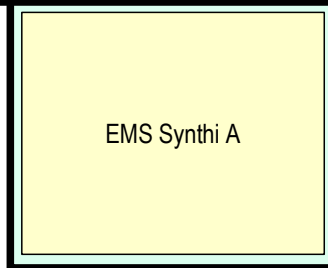
audience

(aisle)

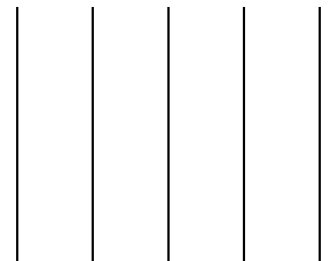
table (with 4 legs)
 60-100 cm wide
 30-40 cm deep
 70-80 cm high
 24-42 in wide
 12-16 in deep
 28-32 in high
 (for EMS Keyboard)



box (case, stool)
 50-60 cm high
 40 cm long
 30 cm wide
 19-24 in high
 12 in long
 12 in wide
 (for **mixer**
 Mackie 802 VL3)

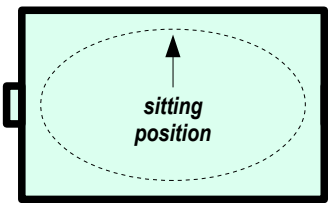


Vol.-
Pedal
Boss
FV50L

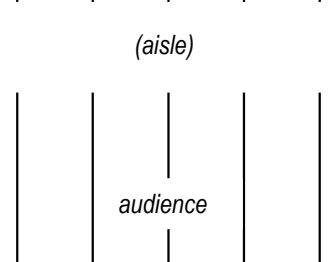


audience

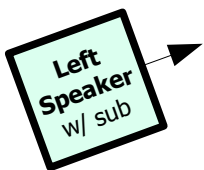
(aisle)



piano bench



audience



contact

+43 664 7362 4410
 mail@thomaslehn.de
 www.thomaslehn.de